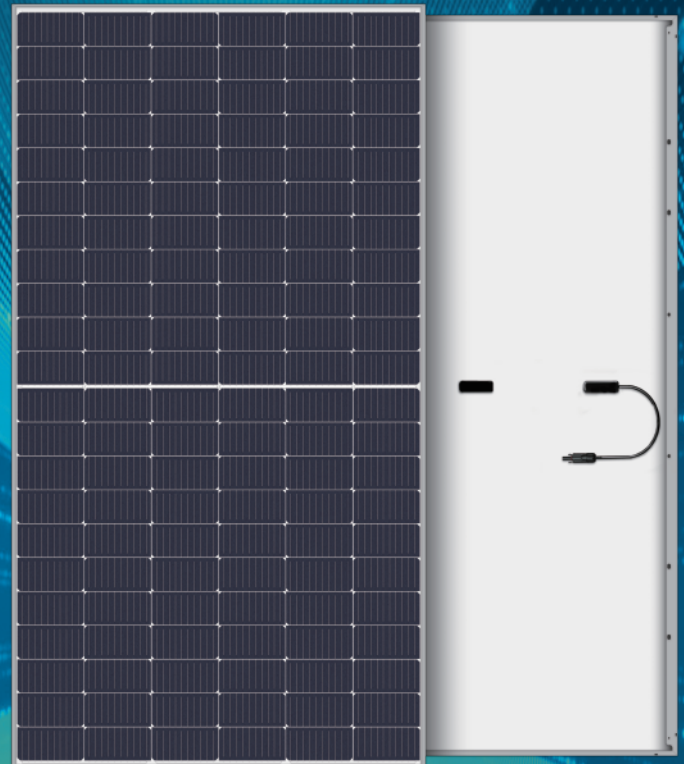




# 490-510W

## SK9611M(HV)C

### MONO 10BB Half-Cut Module



#### Half-Cut technique leads to increased power output

Compared with the whole cell, the current of half cell is halved, the heat loss is reduced, the hot spot temperature is reduced, and the power can be effectively increased.



#### Series-parallel wiring mode results in reduced shading loss

Series-parallel wiring will not only reduce power loss from shade but also improves the effective use of supports and space.



#### Excellent temperature performance

The temperature of HC module is 1.6 °C lower than that of the conventional module under the same working condition, which results less power loss.



#### Reduced encapsulation loss due to reduced current

HC module is of lower current and lower CTM loss at around 0.2%.

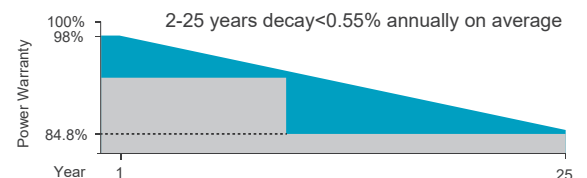
## LINEAR PERFORMANCE WARRANTY

12 years

Product warranty on materials and workmanship

25 years

Linear power output warranty



## CERTIFICATES

ISO 9001: 2015  
Quality Management System

IEC 61215 / IEC 61730

ISO 14001: 2015  
Environmental Management System

ISO 45001 : 2018  
Occupational Health & Safety Management System

\*Certification requirements vary in different markets, please consult with Akcome Optronics sales team for appropriate certification.



# 490-510W

MONO 10BB Half-Cut Module



## ELECTRICAL PARAMETERS @ STC

Parameter	490	495	500	505	510
Max. Power Output Pmax (W)	490	495	500	505	510
Power Tolerance	0~+3%	0~+3%	0~+3%	0~+3%	0~+3%
Max. Power Voltage Vmp (V)	38.35	38.47	38.55	38.64	38.73
Max. Power Current Imp (A)	12.78	12.87	12.97	13.07	13.17
Open Circuit Voltage Voc (V)	45.37	45.47	45.55	45.65	45.75
Short Circuit Current Isc (A)	13.63	13.74	13.85	13.96	14.07
Module Efficiency (%)	20.64	20.85	21.06	21.27	21.48

\*STC (Standard Test Condition): Irradiance 1000W/m<sup>2</sup>, Cell Temperature 25°C, Air Mass 1.5  
 \*Measurement Tolerance (±3.0%)

## ELECTRICAL PARAMETERS @ NOCT

Parameter	364	369	372	376	379
Max. Power Output Pmax (W)	364	369	372	376	379
Max. Power Voltage Vmp (V)	35.01	35.10	35.16	35.24	35.30
Max. Power Current Imp (A)	10.42	10.50	10.59	10.67	10.76
Open Circuit Voltage Voc (V)	42.19	42.28	42.35	42.45	42.50
Short Circuit Current Isc (A)	11.01	11.10	11.19	11.27	11.36

\*NOCT(Nominal Operating Cell Temperature): Irradiance 800 W/m<sup>2</sup>, Ambient Temperature 20°C, Wind Speed 1m/s

## TEMPERATURE COEFFICIENTS

Temperature Coefficients of Pmp	-0.34%/°C
Temperature Coefficients of Voc	-0.26%/°C
Temperature Coefficients of Isc	+0.05%/°C

## MECHANICAL PARAMETERS

Cell Type	Mono 182x91mm
Number of Cells	132pcs(6x22)
Dimensions ( L*W*H )	2094x1134x35mm
Weight	26.3kg
Frame	Anodised Aluminum
Junction Box	IP68, 3 bypass diodes
Cable, Length	4.0mm <sup>2</sup> , 300mm

## OPERATING CONDITION

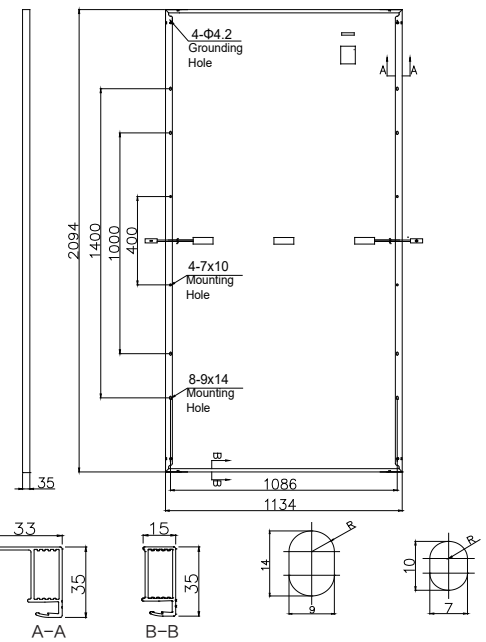
Parameter	1000(DC)	1500(DC)
Maximum System Voltage(V)		
Operating Temperature(°C)	-40~+85	
Max. Wind Load / Snow Load(Pa)	2400/5400	
Max. Series Fuse Rating(A)	25	
Fire Rating	Class C	
NOCT	45°C	

## PACKAGE INFORMATION

Container 40'HQ	682pcs
Quantity / Pallet	31pcs
Package size: 2125×1115×1249mm; Net weight: 815.3kg; Gross weight: 867.3kg	

Ver: 20221225-1

## ASSEMBLY DRAWING (Unit:mm)



## I-V CURVES

